

Tutorial: Page Type Recipes

IMCOM Enterprise Web

Tutorial 8

Version 1

Contents

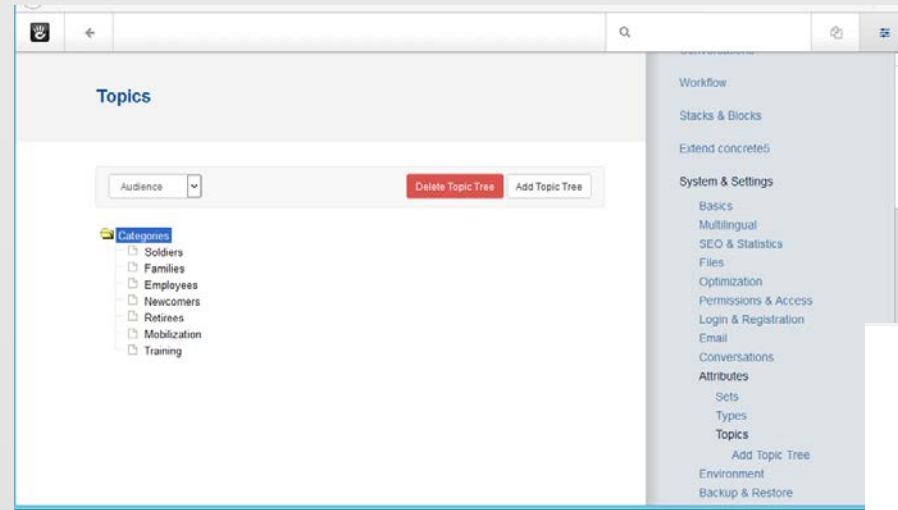
3. Prerequisite pages
4. Prerequisite Attributes
5. Guide (“For”)
6. Guide (“For...”) OUTPUT
7. Guide (“For...”) OUTPUT
8. Guide (“For...”) OUTPUT
9. Service
10. Service OUTPUT
11. Service OUTPUT
12. Service OUTPUT
13. Directorate / Office
14. Directorate / Office OUTPUT
15. Directorates/offices OUTPUT
16. Leader Bio
17. Leader Bio OUTPUT
18. Leader Bio OUTPUT

Prerequisite pages

- Home
- About
- Contact
- My Fort ...
 - All Services

Prerequisite Attributes

- In the dashboard, go to “System and Settings” → Attributes → Topics
- Click “Add Topic Tree”
- Name the tree “Audience”
- A folder called “Categories” will appear
- Click on the name of the folder and one-by-one add the topics you see. Make certain you add topics and not categories.
- Go to the dashboard again. Select Pages & Themes → Attributes
- Go to the bottom of the list, to “Add Attribute”
- Select “Topics’ in the dropdown menu
- Fill out the Basic Details as shown.
- Click the radio button next to Categories
- Click Save



Topics: Basic Details

Handle
 *

Name
 *

Set
 ▼

Searchable
 Content included in sitewide page search index.
 Field available in Dashboard Page Search.

Topic Tree
 ▼

Categories
 Topics

- Soldiers
- Families
- Employees
- Newcomers
- Retirees
- Mobilization
- Training

Back
Save

Guide (“For”)

Basic Details

Page Type Name

Guide (“For...”)

Page Type Handle

guide

Default Page Template

Right Sidebar

Launch in Composer?

Yes

Is this page type frequently added?

No

Frequently added page types are always visible in the Pages panel.

Allowed Page Templates

Selected Page Templates

Page Templates

× Right Sidebar

Publish Method

- Always publish below a certain page
- Choose from all pages when publishing
- Choose from pages of a certain type

Publish Beneath Page

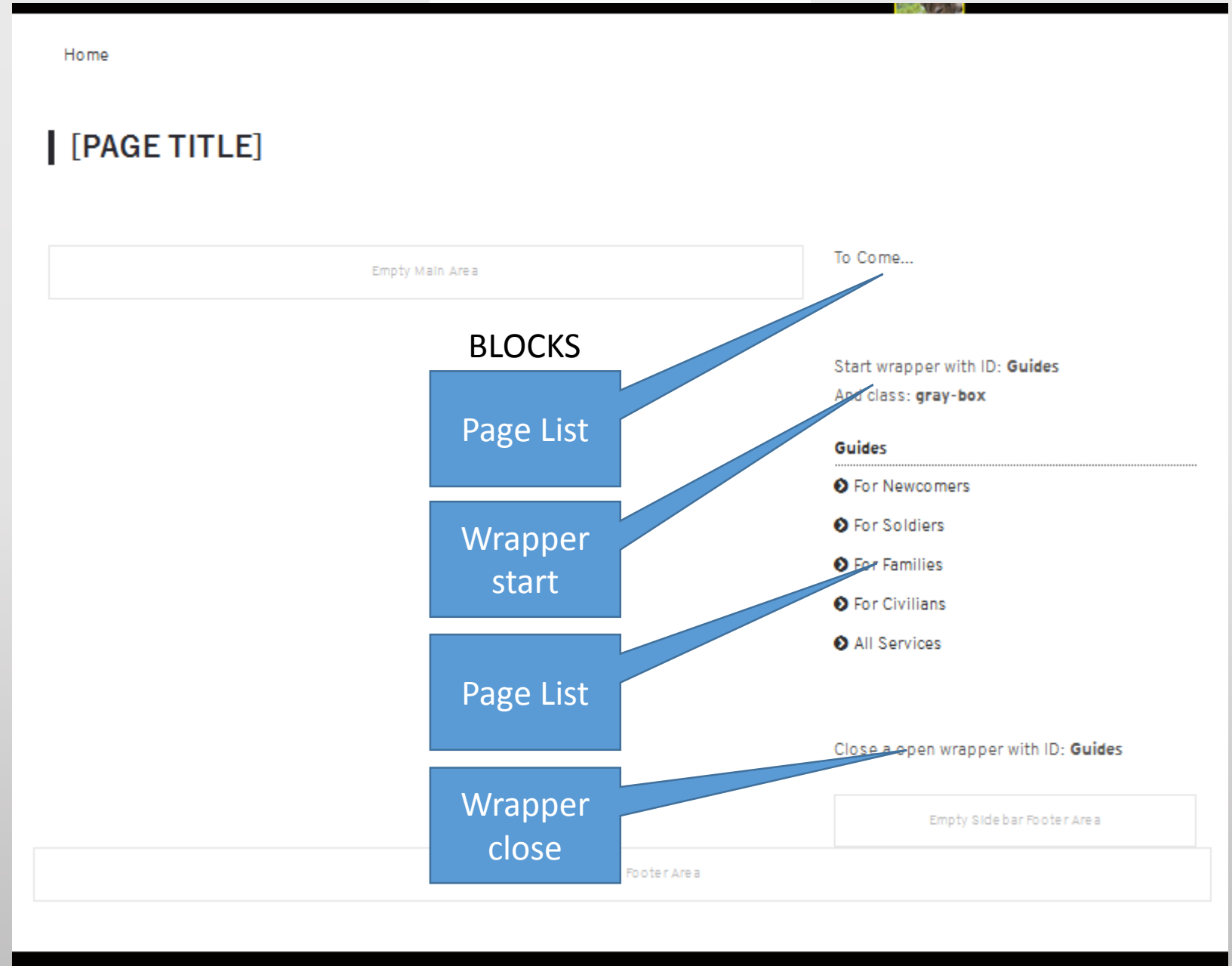
My Fort Bragg

Edit Form

Page Info

Page Name	Built-In Property	Required
URL Slug	Built-In Property	Required
Description	Built-In Property	Required
Start		
Audience	Custom Attribute	Required

Guide ("For...") OUTPUT





Right Sidebar

Guide (“For...”) OUTPUT

Page list at the top of the right sidebar

The image displays four panels of the 'Edit Page List' settings interface, arranged horizontally. Each panel has a title bar 'Edit Page List' and a sub-section header.

- Panel 1 (Settings):**
 - Section: **Settings**
 - Field: **Number of Pages to Display** (input box)
 - Field: **Page Type** (dropdown menu, currently showing 'Service')
 - Section: **Topics**
 - Options: No topic filtering, Custom Topic, Related Topic
 - Field: **Audience** (input box)
 - Section: **Categories** (tree view):
 - Soldiers
 - Newcomers
 - Civilians
 - Veterans
 - Families
 - Survivors
 - Section: **Filter by Public Date** (partially visible)
- Panel 2 (Filter by Public Date):**
 - Section: **Filter by Public Date**
 - Options: Show All, Today, Before Today, After Today, Between
 - Section: **Other Filters**
 - Options: Featured pages only., Display page aliases., Ignore page permissions., Enable Other Blocks to Filter This Page List.
 - Section: **Pagination**
 - Option: Display pagination interface if more items are available than are displayed.
 - Section: **Location**
 - Option: Everywhere
- Panel 3 (Location):**
 - Section: **Location**
 - Options: Everywhere, Beneath this page, Beneath another page
 - Field: **All Services** (input box with 'x' icon)
 - Option: Include all child pages
 - Section: **Sort**
 - Field: **Sitemap order** (dropdown menu)
 - Section: **Output**
 - Section: **Provide RSS Feed**
 - Options: No, Yes
 - Section: **Include Page Name**
 - Options: No, Yes
- Panel 4 (Include Page Description):**
 - Section: **Include Page Description**
 - Options: No, Yes
 - Section: **Include Public Page Date**
 - Options: No, Yes
 - Text: This is usually the date the page is created. It can be changed from the page attributes panel.
 - Section: **Display Thumbnail Image**
 - Options: No, Yes
 - Section: **Use Different Link than Page**
 - Options: No, Yes
 - Section: **Title of Page List**
 - Field: (empty input box)
 - Section: **Message to Display When No Pages Listed.**
 - Field: **To Come...** (input box)

Leave blank for page type, choose one when publishing

Type in: Edit this block! Select one audience category under Topics and remove this title!



Right Sidebar

Guide (“For...”) OUTPUT

Page list for “Guides”

Edit Page List

Settings

Number of Pages to Display

Page Type

Topics

No topic filtering
 Custom Topic
 Related Topic

Filter by Public Date

Show All
 Today
 Before Today
 After Today
 Between

Other Filters

Featured pages only.
 Display page aliases.
 Ignore page permissions.
 Enable Other Blocks to Filter This Page List.

Pagination

Edit Page List

Pagination

Display pagination interface if more items are available than are displayed.

Location

Everywhere
 Beneath this page
 Beneath another page

Include all child pages

Sort

Output

Provide RSS Feed

No
 Yes

Include Page Name

No
 Yes

Include Page Description

No
 Yes

Edit Page List

Include Public Page Date

No
 Yes

This is usually the date the page is created. It can be changed from the page attributes panel.

Display Thumbnail Image

No
 Yes

Use Different Link than Page Name

No
 Yes

Title of Page List

Message to Display When No Pages Listed.

MAKE CERTAIN “MY FORT XXX” EXISTS BEFORE YOU BUILD THE GUIDE PAGES

Service

Basic Details

Page Type Name

Page Type Handle

Default Page Template

Launch in Composer?

Is this page type frequently added?

Frequently added page types are always visible in the Pages panel.

Allowed Page Templates

Page Templates

Publish Method

- Always publish below a certain page
- Choose from all pages when publishing
- Choose from pages of a certain type

Publish Beneath Pages of Type

Selector Form Factor

Edit Form

Page Info

Page Name	Built-In Property	Required
URL Slug	Built-In Property	Required
Description	Built-In Property	Required
Page Location	Built-In Property	

Service Data Box

Service Data Box v.g	Block
----------------------	-------

Introduction

Cut and paste your description here	Block (Content)
-------------------------------------	-----------------

Custom Attributes

Tags	Custom Attribute
Audience	Custom Attribute

Service OUTPUT



Home

[PAGE TITLE]

Composer Control

Composer Control

The Out and paste your description here page type composer form element will output its contents here (Block ID 441)

The Service Data Box Vg page type composer form element will output its contents here (Block ID 421)

Empty Content Block.

BLOCKS

Page List

Wrapper start

Page List

Wrapper close

Services

- DA Photo
- Soldier Support Center
- Army Substance Abuse Program
- Provost Marshal
- American Red Cross
- Military Police Desk
- Gate Information
- Suicide Prevention

Start wrapper with ID: Guides
And class: gray-box

Guides

- For Newcomers
- For Soldiers
- For Families
- For Civilians
- All Services

Close a open wrapper with ID: Guides

Empty Page Footer Area

A screenshot of a web page editor interface. At the top, there's a 'Home' breadcrumb and a '[PAGE TITLE]' placeholder. Two blue callout boxes labeled 'Composer Control' point to light blue content blocks. The first block contains placeholder text: 'The Out and paste your description here page type composer form element will output its contents here (Block ID 441)'. The second block contains: 'The Service Data Box Vg page type composer form element will output its contents here (Block ID 421)'. Below these is a gray 'Empty Content Block.' area. A 'BLOCKS' sidebar on the left has four items: 'Page List', 'Wrapper start', 'Page List', and 'Wrapper close'. Blue arrows connect these to the right side of the page. The 'Page List' blocks point to a 'Services' list and a 'Guides' list. The 'Wrapper start' block points to the text 'Start wrapper with ID: Guides And class: gray-box'. The 'Wrapper close' block points to 'Close a open wrapper with ID: Guides'. At the bottom is an 'Empty Page Footer Area'.

Service OUTPUT



Page list for "Services"

Edit Page List

This is a global block. Editing it here will change all ins

Settings

Number of Pages to Display

0

Page Type

Service ▼

Topics

No topic filtering
 Custom Topic
 Related Topic

Filter by Public Date

Show All
 Today
 Before Today
 After Today
 Between

Edit Page List

Other Filters

Featured pages only.
 Display page aliases.
 Ignore page permissions.
 Enable Other Blocks to Filter This Page List.

Pagination

Display pagination interface if more items are available than are displayed.

Location

Everywhere
 Beneath this page
 Beneath another page

Sort

Sitemap order ▼

Output

Provide RSS Feed

No
 Yes

Edit Page List

Output

Provide RSS Feed

No
 Yes

Include Page Name

No
 Yes

Include Page Description

No
 Yes

Include Public Page Date

No
 Yes

This is usually the date the page is created. It can be changed from the page attributes panel.

Display Thumbnail Image

No
 Yes

Use Different Link than Page Name

No
 Yes

Title of Page List

Services

Message to Display When No Pages Listed.



Right Sidebar

Service OUTPUT

Page list for "Guides"

MAKE CERTAIN "MY FORT XXX" EXISTS BEFORE YOU BUILD THE GUIDE PAGES

Edit Page List

Pagination

Display pagination interface if more items are available than are displayed.

Location

Everywhere
 Beneath this page
 Beneath another page

My Fort Wainwright ✕

Include all child pages

Sort

Sitemap order ▼

Output

Provide RSS Feed

No
 Yes

Include Page Name

No
 Yes

Include Page Description

No

Edit Page List

Settings

Number of Pages to Display

0

Page Type

** All ** ▼

Topics

No topic filtering
 Custom Topic
 Related Topic

Filter by Public Date

Show All
 Today
 Before Today
 After Today
 Between

Other Filters

Featured pages only.
 Display page aliases.
 Ignore page permissions.
 Enable Other Blocks to Filter This Page List.

Include Public Page Date

No
 Yes

This is usually the date the page is created. It can be changed from the page attributes panel.

Display Thumbnail Image

No
 Yes

Use Different Link than Page Name

No
 Yes

Title of Page List

Guides

Message to Display When No Pages Listed.

Cancel

Directorate / Office

Basic Details

Page Type Name

Directorate / office

Page Type Handle

directorate

Default Page Template

Right Sidebar

Launch in Composer?

Yes

Is this page type frequently added?

Yes

Frequently added page types are always visible in the Pages panel.

Allowed Page Templates

Selected Page Templates

Page Templates

* Right Sidebar

Publish Method

- Always publish below a certain page
- Choose from all pages when publishing
- Choose from pages of a certain type

Publish Beneath Page

Garrison

Edit Form

Directorate / office

Page Info

Page Name	Built-In Property	Required
URL Slug	Built-In Property	Required
Description	Built-In Property	Required
Page Location	Built-In Property	

Service Data Box

Service Data Box v.g	Block
----------------------	-------

Introduction

Cut and paste your description here Block (Content)

Custom Attributes

Tags	Custom Attribute
------	------------------

Directorate / Office OUTPUT



Home

[PAGE TITLE]

BLOCKS

Composer Control

Composer Control

The Cut and paste your description here page type composer form element will output its contents here (Block ID 4129)

The Service Data Box v.g page type composer form element will output its contents here (Block ID 4128)


Empty Content Block.

Garrison
Working...

Page List

Empty Page Footer

Directorates/offices OUTPUT



Page list for "Garrison"

Edit Page List	Edit Page List	Edit Page List	
<p>Settings</p> <p>Number of Pages to Display</p> <input type="text" value="0"/>	<p>Other Filters</p> <p><input type="checkbox"/> Featured pages only.</p> <p><input type="checkbox"/> Display page aliases.</p> <p><input type="checkbox"/> Ignore page permissions.</p> <p><input type="checkbox"/> Enable Other Blocks to Filter This Page List.</p> <p>Pagination</p> <p><input type="checkbox"/> Display pagination interface if more items are available than are displayed.</p> <p>Location</p> <p><input type="radio"/> Everywhere</p> <p><input type="radio"/> Beneath this page</p> <p><input checked="" type="radio"/> Beneath another page</p> <input type="text" value="Garrison"/>	<p>Output</p> <p>Provide RSS Feed</p> <p><input checked="" type="radio"/> No</p> <p><input type="radio"/> Yes</p> <p>Include Page Name</p> <p><input type="radio"/> No</p> <p><input checked="" type="radio"/> Yes</p> <p>Include Page Description</p> <p><input checked="" type="radio"/> No</p> <p><input type="radio"/> Yes</p> <p>Include Public Page Date</p> <p><input checked="" type="radio"/> No</p> <p><input type="radio"/> Yes</p> <p><small>This is usually the date the page is created. It can be changed from the page attributes panel.</small></p> <p>Display Thumbnail Image</p> <p><input checked="" type="radio"/> No</p> <p><input type="radio"/> Yes</p> <p>Use Different Link than Page Name</p> <p><input checked="" type="radio"/> No</p>	<p>Use Different Link than Page Name</p> <p><input checked="" type="radio"/> No</p> <p><input type="radio"/> Yes</p> <p>Title of Page List</p> <input type="text" value="Garrison"/>
<p>Page Type</p> <input type="text" value="Directorate / office"/>	<p>Sort</p> <input type="text" value="Sitemap order"/>		<p>Message to Display When No Pages Listed.</p> <input type="text" value="Working..."/>
<p>Topics</p> <p><input checked="" type="radio"/> No topic filtering</p> <p><input type="radio"/> Custom Topic</p> <p><input type="radio"/> Related Topic</p> <p>Filter by Public Date</p> <p><input checked="" type="radio"/> Show All</p> <p><input type="radio"/> Today</p> <p><input type="radio"/> Before Today</p> <p><input type="radio"/> After Today</p> <p><input type="radio"/> Between</p> <p>Other Filters</p>			

Leader Bio

Basic Details

Page Type Name

Leader Bio

Page Type Handle

leader_bio

Default Page Template

Right Sidebar

Launch in Composer?

Yes

Is this page type frequently added?

Yes

Frequently added page types are always visible in the Pages panel.

Allowed Page Templates

Selected Page Templates

Page Templates

✕ Right Sidebar

Publish Method

- Always publish below a certain page
- Choose from all pages when publishing
- Choose from pages of a certain type

Publish Beneath Page

Leadership

Edit Form

Basics

Page Name

Built-In Property

Required

URL Slug

Built-In Property



Right Sidebar

Leader Bio OUTPUT

Home

| [PAGE TITLE]

Empty Main Area

Empty Image Block.

BLOCKS

- Image
- Page List

Leadership

- ▶ Commanding General
- ▶ CSM
- ▶ Deputy Commander
- ▶ Deputy Commanding General of Operations
- ▶ Garrison Commander
- ▶ Garrison CSM
- ▶ Deputy Garrison Commander

Empty Page Footer Area



Right Sidebar

Leader Bio OUTPUT

Page list for “Leadership”

<p>Edit Page List</p> <p>Settings</p> <p>Number of Pages to Display</p> <input type="text" value="0"/> <p>Page Type</p> <input type="text" value="** All **"/> <p>Topics</p> <p><input checked="" type="radio"/> No topic filtering</p> <p><input type="radio"/> Custom Topic</p> <p><input type="radio"/> Related Topic</p> <p>Filter by Public Date</p> <p><input checked="" type="radio"/> Show All</p> <p><input type="radio"/> Today</p> <p><input type="radio"/> Before Today</p> <p><input type="radio"/> After Today</p> <p><input type="radio"/> Between</p> <p>Other Filters</p> <p><input type="checkbox"/> Featured pages only.</p> <p><input type="checkbox"/> Display page aliases.</p> <p><input type="checkbox"/> Ignore page permissions.</p> <p><input type="checkbox"/> Enable Other Blocks to Filter This Page List.</p>	<p>Edit Page List</p> <p>Pagination</p> <p><input type="checkbox"/> Display pagination interface if more items are available than are displayed.</p> <p>Location</p> <p><input type="radio"/> Everywhere</p> <p><input type="radio"/> Beneath this page</p> <p><input checked="" type="radio"/> Beneath another page</p> <input type="text" value="Leadership"/> <p><input checked="" type="checkbox"/> Include all child pages</p> <p>Sort</p> <input type="text" value="Sitemap order"/> <p>Output</p> <p>Provide RSS Feed</p> <p><input checked="" type="radio"/> No</p> <p><input type="radio"/> Yes</p> <p>Include Page Name</p> <p><input type="radio"/> No</p> <p><input checked="" type="radio"/> Yes</p> <p>Include Page Description</p>	<p>Edit Page List</p> <p>Include Page name</p> <p><input type="radio"/> No</p> <p><input checked="" type="radio"/> Yes</p> <p>Include Page Description</p> <p><input checked="" type="radio"/> No</p> <p><input type="radio"/> Yes</p> <p>Include Public Page Date</p> <p><input checked="" type="radio"/> No</p> <p><input type="radio"/> Yes</p> <p>This is usually the date the page is created. It can be changed from the page attributes panel.</p> <p>Display Thumbnail Image</p> <p><input checked="" type="radio"/> No</p> <p><input type="radio"/> Yes</p> <p>Use Different Link than Page Name</p> <p><input checked="" type="radio"/> No</p> <p><input type="radio"/> Yes</p> <p>Title of Page List</p> <input type="text" value="Leadership"/> <p>Message to Display When No Pages Listed.</p> <input type="text"/>
---	---	--